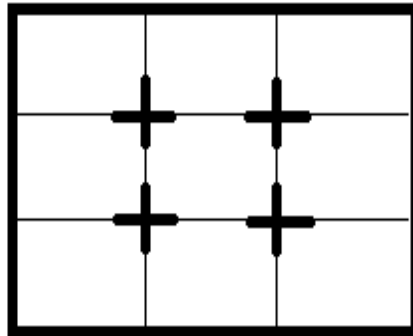



# The Rule of Thirds



The rule of thirds is one of the most popular photography rules, (also used for other artworks like painting) where you draw 2 imaginary vertical and horizontal lines, dividing the image into 9 equal sections (well mostly equal). The image is then taken with the points of interest in the centre of where the lines intersect. You can also use the lines to put points of interest along them.


Images that have points of interest in the centre appear uncomfortable to look at. This simple picture (lol, yeah) demonstrates the rule of thirds where the head is in the top right and the house is on the left side interest points. The ground is along the bottom line.



The rule is said to create tension, energy and interest in an image. Of course, rules are made to be broken. Some photographers prefer to call this rule a guideline because compositions can also be made up to look pleasing without utilising this rule.

Framing on the other hand is a technique of adding depth to an image by having a border of some description.

## Rule of Thirds Used




This is a photo of my house and the rule of thirds is used where the start of the roof at one point is the top right point of interest and the tree is the left top of interest. The house is framed by having the facing side of the house inside the picture, excluding the side wall. The bottom line of the picture is the line along the fence.



In this picture the 2 men are the left point of interest and the Lynx can is the right side interest point. The spot where their feet sit is the bottom line and the tops of their heads is the top line. This photo is not a good example because the characters and the lynx bottle seem too high and the framing rule is not taken into account when because the lynx bottle almost touches the top of the frame.



This photo uses the rule of thirds where the man's head is and where his feet sit. This also applies to the deodorant can. The man is also sitting on the left vertical line and the lynx is sitting on the right. Framing is more apparent in this picture because everything is inside the picture by a certain amount.



This picture is a very good example of the rules. The horizon is in line with the bottom horizontal line and the left point of interest is contrasted with the tree which is on the right line.